

PRESENTS:

via



NTP's Fully Integrated Parts Platform For Everything RV.

Managing your time, parts business and your customer's expectations just got easier with NTP.



Learn More



via

NTP's Fully Integrated Parts Platform For Everything RV.

Via Online is NTP's unique e-commerce application designed specifically for our dealers. Almost as fast as you can snap your fingers, you can order any part you need online. With a simple click of a button you get:

- ➔ **Dynamic Product Info** – Via's product information contains up-to-the-minute stock levels in all of our warehouses. We've also included updated prices, product weight and detailed descriptions along with updated parts breakdown information.
- ➔ **Shopping Activities** – Via's customizable features make ordering easy. From the Shopping Activities menu you can order products, check stock, view clearance and products on sale. Create product lists to order your favorite products quickly, and even order multiple items at once with Quick Order Entry– all 24 hours a day! Order on your timetable, whenever it's most convenient.
- ➔ **Inquiries** – Staying organized has never been so easy. Use Via's Inquiries menu to view past orders, open orders, product history and invoices. Create sub-users for your account and create limited access to only the information you want to share.



- Easy Icon Navigation.
- Intuitive Search Bar.
- View Order History.



- Simplified Parts Ordering.
- Check Availability Online.



- Quick Order Entry.
- Create Your Own Favorites.



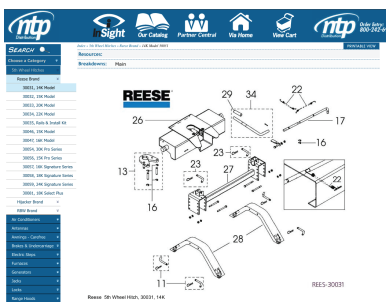
Enhanced Parts Breakdowns.

Easily navigate InSight's comprehensive parts breakdowns with advanced searching capabilities. It's simple and it's FREE. Check out the expanded breakdown diagrams and view schematic images with parts lists. Download product manuals and easily order what you need. Get your customer back on the road while you save time and money by getting the right parts quickly.

- ➔ **Combine Stock & Repair Parts** on one order, no need to jump in and out of multiple systems. Order by 5p.m. PST and have your order shipped same day.
- ➔ **No Costly Agreements.** No software to purchase, update or download. No yearly agreements. It's Free.



- Easy Menu Navigation.
- Advanced Search Capabilities.



- Enhanced Breakdown Diagrams.
- Optional Product Views.
- Numbered Schematics For Easy Ordering.



- Repair Part Availability.
- Easy One-Click Ordering.
- Product Notes & Resources.



Our Catalog

Our Complete 2011 Catalog On-line.

Our extensive full-color catalog has over 900 pages of photos featuring the top brands of parts and accessories in the RV aftermarket. Feel confident 24/7 you can find the parts you need whether you are on-the-floor, behind the counter or with a customer...It's quick, it's easy and it puts you in charge of your day.

- ➔ **Quickly find parts & accessories using the intuitive navigation.** Jump to a page, skip to a catalog section, or find exactly what you need with our dynamic product index.
- ➔ **Hidden prices allow you to show your customers products without worry.** Click on the NTP part # to open the Via product listing with prices and availability.



- Easy Tabbed & Menu Navigation.
- Advanced Index.
- Jump To A Page.



- Hidden Prices.
- Click NTP Part # To Show Product Price & Availability.
- Quick & Easy To Browse.



- 900 Pages Of The Industry's Top Products.
- Print Pages For In-Store Use.



Partner Central

Promotions, Resources & News, At The Click Of A Button.

NTP Distribution's trusted resource area Dealer Central is now Partner Central in Via. Find all of our sales & promotions easily in one area. Browse our monthly flyer, new products sheets and fit application charts. Download applications, forms and product resources. Scan the industry's top news headlines and watch industry videos all in one place!

- ➔ **Online Promotions with pricing!** Our secure Via login protects NTP's dealer only sales and information from retail consumers.
- ➔ **Fit Application Charts.** NTP Distribution has consolidated many of our Vendor's Application guides and made them available to you here.
- ➔ **Industry News.** We have linked the best RV industry news to Partner Central, so it's easy for you to be in the know on what's happening.



- Monthly Flyer Online.
- New Product Sheets.
- Via Only Specials
- Industry News



- NTP Distribution Videos.
- Vendor Partner Videos.



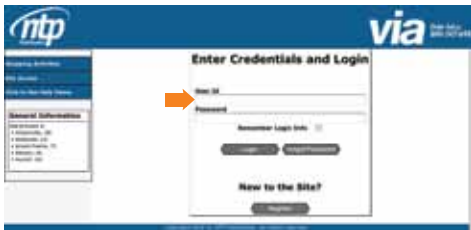
- Online Flyers Make it Easy To Order.

1. Account Setup.

- Go to: <https://via.ntpdistribution.com> and select the Login button.



- Click on the "Register" button in the lower left corner of screen.

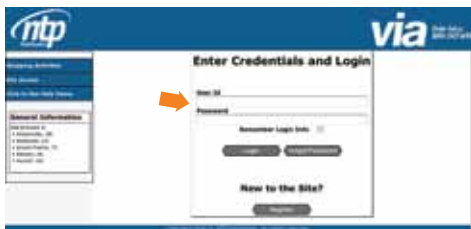


- Enter registration information and NTP will get back to you promptly to confirm your registration is complete and activated.



2. Login.

- Go to: <https://via.ntpdistribution.com> and select the Login button.



- Enter User id and Password and press <Enter>.

3. Buying Parts Using Via.

Do you know the NTP part numbers for your order?

(Yes) – Then use Via's Express Order Entry screen:

- Click the "Shopping Activities" navigation button near the top left of the screen, when the menu opens, select "Express Order Entry."
- Enter each part number and quantity and press <Enter> to quickly complete your sales order. Click "Validate" after entering your products to check stock.



(NO) - Then use one of the following:

- Parts Search, see Parts Search (#4).
- InSight, see InSight Advanced Parts Breakdown tool (#6).

4. Parts Search.

Via's Parts Search is powerful. To locate the part you are searching for, enter the following information in the "Search" box on the Via Home Screen and press <ENTER> to bring up the Parts Search results screen:



- NTP part number - In the "Search" box, enter "XXXXXX" where XX-XXXX is the NTP part number. (no dash required)

- Stag Parkway part number – In the "Search" box, enter "SP.XXXXXX" where XXXXXX is the Stag Parkway part number. (DO NOT USE DASH)

- Additional Distributors:

AW = Arrow Distribution :
AW.partnumber

BL = Bell Industries :
BL.partnumber

CD = Carter Distribution :
CD.partnumber

CT = Coast Distribution :
CT.partnumber

KM = Keller Marine :
KM.partnumber

NW = Northern Wholesale :
NW.partnumber

RN = Redneck Trailer Supplies:
RN.partnumber

- Manufacturer part number - In the "Search" box, enter "XXXXXX" where XXXXXX is the manufacturer part number.

5. Search Results.

- The search results will show you a thumbnail picture of the product, the NTP part number, quantity available at your local warehouse, description, the manufacturer number, the page that the product appears in the current NTP catalog, the case quantity, the weight, the retail price, and your price to purchase it from NTP.



- To view stock availability for this product at each NTP warehouse, click on the underlined quantity available, and a window will pop-up to display this information.

- To view items that can be substituted for current product, click on the underlined “Substitutes” link, and the window will expand to show them. (the “Substitutes” link will only show for products that have substitutes.)
- To view the product detail page, click on the underlined NTP part number. This page has a larger image and more detailed description of the product. To order, enter quantity and press the “Submit Request” button to add to your cart.

- The product detail page also gives you access to our electronic library of Material Safety Data Sheets (MSDS) for any product we carry that requires one. Just click on the link at the bottom of the description that says “Material Safety Data Sheet.” This will only appear for those products that require an MSDS to be filed.

6. Order History.

Viewing past orders and invoices:

- Open orders – to view all orders currently open on your account with NTP, choose the “Inquiries” navigation button on the Via home screen. When the menu opens, select “Orders.”

- Historical orders – to view all closed orders (up to three years) on your account with NTP, choose the “Inquiries” navigation button on the Via home screen. When the menu opens, select “Historical Orders.”
- Invoices - to view all invoices (up to three years) for your account with NTP, roll your mouse over the “Inquiries” navigation button near top of the screen, when the menu pops-up, roll down and select “Orders.”
- To narrow down the listing of any of the above screens, click on the “Search Criteria” button in the upper right corner and input any additional search criteria.

7. New Features.

Use the icons at the top of the Via Home Screen to switch modes:

- **InSight Parts Breakdowns** - Our new repair parts tool helps you find the necessary repair parts for your service department. Use the left side navigation to quickly switch sections by type, vendor and part. Use the top navigation options to choose which view you need and to download product information. Click on the NTP part# in the availability grid to order from the product order screen.
- **Our Catalog** - Browse NTP’s comprehensive parts catalog online. Use the left side navigation to switch sections, use the index to find specific parts or type in the page number to jump to a page. Click the NTP part # to order the products you need from the product order screen.
- **Partner Central** - Our promotions, flyers, fit application charts and more can be found here. Download files and even browse industry news feeds.